

SW MED-SOURCE

PO Box 93115, Southlake, TX

Toll Free: 1 888 424-1740

Fax#: 817 424-1745

Digi Grip

Hand Traction System


REF: DG-3000, DG-7550



Rx Only



How to Use: Place patient's fingers in finger traps (either nylon or stainless steel traps may be used). If using stainless steel traps, fingers may be wrapped in sterile dressing or 3M Co-Ban to reduce skin trauma. Once fingers are secure in traps, place the loop of the finger trap in the appropriate clip on the Digi Grip. The Digi Grip may be suspended from an IV pole or traction system.

 Check that the Digi Grip is tightly secured to IV pole or traction system before patient use.

You may also use ISI's Traction Strap and weight set for additional patient stability. Contact ISI for pricing and stock number information on all sizes of Nylon and Stainless Steel Finger Trap.

WS1820	Traction Strap
S Hook	Stainless Steel S Hook
0350	½ pound (.023 Kilogram) weight
0352	1 ½ pound (.068 Kilogram) weight
0354	2 ½ pound (1.13 Kilogram) weight
0357	5 pound (2.27 Kilogram) weight

Cleaning / Sterilization:


Device must be cleaned prior to sterilization. The preferred cleaning solution is ISI's Hemaway Tri-Max but if unavailable, any non-acidic, general purpose cleaner suited for standard surgical instruments is acceptable. The DigiGrip should then be autoclaved.

IFU - 004 Digi Grip

Rev: B





Cycle Type: Pre-Vac Steam Sterilization
Full Cycle Instructions

Single wrap in standard central supply wrap
Sterilization Temperature: 132°C
Sterilization Exposure Time: 4.0 Minutes

 If the Digi Grip, chain or attaching clips are damaged, **DO NOT USE**. Handle and dispose of in accordance with accepted medical practice and applicable laws and regulations.



Explanation of Symbols

Symbol	Explanation
	Manufacturer
	European Authorized Representative
SN	Serial Number
REF	Catalogue Number
	Caution, Consult Accompanying Documents
	Non-Sterile